



Senior Farmers' Market and Packed Promise families can now download the my EBT app from the Apple or Andriod app store!

1  Search for "My EBT" in the app store.


2  Once downloaded, select your program.

3  **Register your card by using:**

- Adult's date of birth from the application
- ZIP code listed on the application's mailing address
- The 16-digit card number on the EBT card
- Create your account name


4  On the main menu, you can view options such as benefits, messages, locations and MyQR code.

The MyQR is your virtual card that you can use at farmers markets

5  By clicking **Benefits**, you are able to see your available balance and the last day to use benefits.

6  **Senior Farmers' Market** can locate farmers market and farm stand locations.

Packed Promise participants can locate both store and farmer locations.

7  **Packed Promise** participants can use the barcode scanner to verify what products are purchasable in store!

8  Have family members on both programs? No worries! You can register both cards and change programs by using the menu button in the top left hand corner.

Use your camera to scan a QR to download the My EBT App!

iPhone:



Andriod:



For questions or assistance setting up your My EBT app, contact Senior Farmers' Market at (580) 436-7255 or Packed Promise at (844) 230-3785